

# Check To See If You Qualify

## EMERGENCY BROADBAND BENEFIT FOR FAMILIES

The Emergency Broadband Benefit is an FCC program to help households struggling to pay for internet service during the pandemic. This new benefit will connect eligible households to jobs, critical healthcare services, and virtual classrooms.

On February 25, the Federal Communications Commission (FCC) unanimously adopted a Report and Order that established the Emergency Broadband Benefit (EBB) Program, a \$3.2 billion federal initiative to help lower the cost of high-speed internet for eligible households during the on-going COVID-19 pandemic. The EBB program will provide:

- Up to \$50/month discount for broadband services
- Up to \$75/month discount for broadband services for households on Tribal lands and
- A one-time discount of up to \$100 for a computer ( laptop, desktop, or tablet) purchased through a participating provider
- The Emergency Broadband Benefit is limited to one monthly service discount and one device discount per eligible household

### Who Is Eligible for the Emergency Broadband Benefit?

Household is eligible if one member of the household:

- Qualifies for the [Lifeline program](#) including those who are on Medicaid or receive SNAP benefits
- Receives benefits under the free and reduced-price (FRL) school lunch program or the school breakfast program, including through the USDA Community Eligibility Provision (CEP), or did so in the 2019-2020 school year
- Experienced a substantial loss of income since February 29, 2020, and the household had a total income in 2020 below \$99,000 for single filers and \$198,000 for joint filers
- Received a Federal Pell Grant in the current award year or
- Meets the eligibility criteria for a participating provider's existing low-income or COVID-19 program

To verify if your student qualifies for the EBB program, Please search for your school below.

*Note: Only one student in the household needs to qualify in order to participate in the EBB Discount Program.*

The screenshot shows a web interface for selecting a school. On the left, there are three yellow dropdown menus with red numbered circles (1, 2, 3) next to them. The first dropdown is labeled 'Livingston', the second 'Livingston Parish School Board', and the third 'Live Oak High School'. Below these is the text 'Select Your Child's School'. To the right, a white box with a green border contains a green checkmark and the text 'Live Oak High School' and 'Your student qualifies for the EBB Program.'

My student is eligible, what do I need to do next?

The FCC is currently working on identifying all of the broadband providers in your area that will participate in the program and developing an online application portal which will be posted to the Universal Service Administrative Company's [EBB webpage](#).

### CONTACT INFORMATION:

From [getemergencybroadband.org](http://getemergencybroadband.org), in "Check If You Qualify" click on the link to "your household" and from the drop downs, select LOUISIANA, Livingston Parish School Board, and then your child's school. You only have to do this for one child.

## If You Qualify, Click On Apply Now

Are you ready to get started with the Emergency Broadband Benefit Program?

You can apply online or with the assistance of your phone or internet company.



Fill out all of the required information. When you get to the selection for programs you are a part of, make the following selection.

## Tell Us Which Program Your Child or Dependent Is In

To qualify for the [Emergency Broadband Benefit Program](#), we need to know which government assistance program your child or dependent is in or if they qualify based on the acceptable income criteria.

Is your child or dependent in any of these?

Check all that apply.

- SNAP (Supplemental Nutrition Assistance Program) or Food Stamps [?](#)
- Medicaid
- Supplemental Security Income (SSI)
- Federal Public Housing Assistance
- Veterans Pension and Survivors Benefit Programs
- Federal Pell Grant in the current award year
- Free and Reduced Price School Lunch Program or School Breakfast Program in the 2019-2020 or 2020-2021 school year
- Enrollment at USDA Community Eligibility Provision (CEP) School
- Experienced a substantial loss of income due to job loss or furlough, since February 29, 2020 [?](#)
- Tribal Specific Program (only choose if you live on Tribal lands)

You may be asked to give more information. If so, make these selections.

## Qualify for the [Emergency Broadband Benefit](#)

To qualify for the [Emergency Broadband Benefit](#), you need to give us more information.

Are you or someone in your household in any of these?

Choose one.

- SNAP (Supplemental Nutrition Assistance Program) or Food Stamps [?](#)
- Medicaid
- Supplemental Security Income (SSI)
- Federal Public Housing Assistance
- Veterans Pension and Survivors Benefit Programs
- Federal Pell Grant in the current award year
- Free and Reduced Price School Lunch Program or School Breakfast Program in the 2019-2020 or 2020-2021 school year
- Select a USDA Community Eligibility Provision school [?](#)
- Click here to submit documentation for any school that does not appear on the list of Community Eligibility Provision schools
- Experienced a substantial loss of income due to job loss or furlough, since February 29, 2020
- Tribal Specific Program (only choose if you live on Tribal lands)
- I don't participate in one of these programs, I want to qualify through my income.

Select a USDA Community Eligibility Provision school

Using the dropdowns below, select the USDA Community Eligibility Provision school that you, or your dependent, were enrolled in for the 2019-2020 or 2020-2021 school year:

State

LA

School District

LIVINGSTON PARISH SCHOOL BOARD

School

LIVE OAK HIGH SCHOOL Select Your Child's School

If your qualifying school is not listed, please submit documentation using the upload documentation option.


Save

Next

Sign off on all the agreements and click on SUBMIT.

# You Qualify, Now What?

You Qualify for the [Emergency Broadband Benefit](#)! Now, it's time to sign up with a provider.

How to Sign Up with a Provider  [Click Here To See Your Options](#)





- 1 Contact an [internet company](#) to pick a service plan and begin receiving your monthly [Emergency Broadband Benefit](#) discount.

**If you are interested in a connected device, [click here](#) for a list of companies that offer connected devices.**

Not all companies participating in the program are offering connected devices. You will need to enroll with a company to receive your broadband AND device benefit.

- 2 Tell the provider that you have been approved by the Universal Service Administrative Company (USAC).
- 3 **IMPORTANT TIP:** Give the provider the following information as it appears on your application so they can sign you up:

You will need the information in this area when you contact your internet service provider to receive your EBB discount.

Application ID:	
Full Legal Name:	
Child/Dependent's Full Legal Name:	
Address:	
<hr/>	
Method of Identity Verification:	